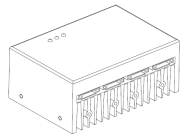


More Flexible – Various lighting solutions			
Dark field Top light	Bright field Back light	Tube light 0° viewing angle	Tube light 15° viewing angle
			
ID2: A,B,C,D	ID2: H	ID2: T	ID2: U
			

The Chromasens LED controller XLC4 is designed to achieve optimal performance with Corona II LED modules. All modules are identified by serial number and can provide temperature information using I²C communications.

LED Controller XLC4	
CP000411-1A	CP000411-1F4
Standard LED controller	Four channel flashing option
	

ProductID	ID1	ID2	ID3	ID4	ID5	ID6	ID7
CP000200	340	C	04	2.5	B	1	B
General identifier for Corona II products	Optical Length of Module	Reflector Type	LED Color	Cable Length	Connector	Screen options	Heat sink options

The Chromasens Corona II family offers a highly flexible choice of LED lighting modules. The part number defines the complete set of options. The fields have no default value, thus all fields need to be defined to establish a valid part number.

Example: CP000200-340C-04-2.5B1B

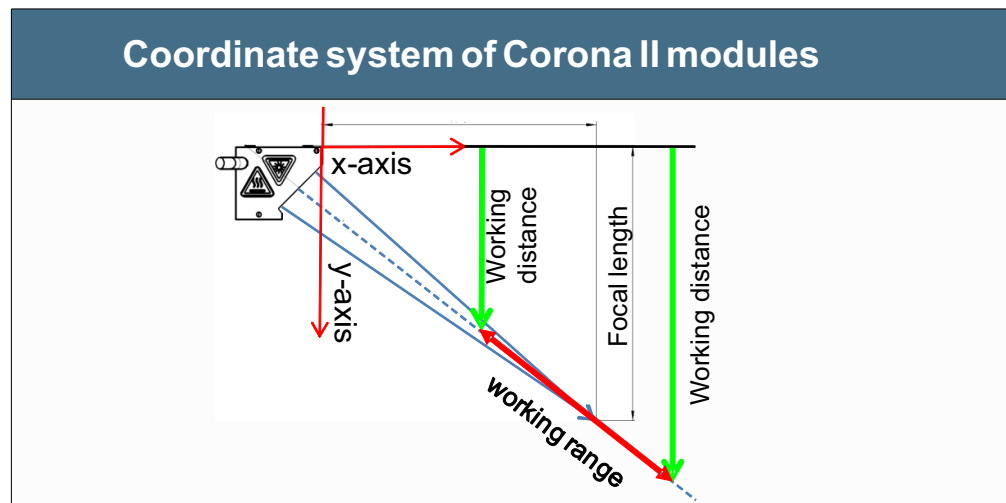
Since not all options are available in every combination, the tables below illustrate the limitations of each option:

	Standard, available without restrictions
	On request, may cause longer lead times
	Not applicable

ID 1 - Length

Sample: CP000200-340B-04-2.5B1L

ID 1 Optical Length of Module / Fitting Length	
170	170 mm / 180 mm
340	340 mm / 510 mm
510	510 mm / 520 mm
680	680 mm / 690 mm
850	850 mm / 860 mm
1020	1020 mm / 1030 mm
1190	1190 mm / 1200 mm
1360	1360 mm / 1370 mm
1530	1530 mm / 1550 mm
>1530	on request / add 20 mm for fitting length



ID 2 - Reflector Type

Sample: CP000200-340B-04-2.5B1L

ID 2	Reflector Type		Focal length / Recommended Working Distance															
A	Focal length: 60 mm Working distance: 50-70 mm		<table border="1"> <tr> <td>170</td><td>340</td><td>510</td><td>680</td><td>850</td><td>1020</td><td>1190</td><td>1360</td> </tr> </table>								170	340	510	680	850	1020	1190	1360
	170	340									510	680	850	1020	1190	1360		
B	Focal length: 95 mm Working distance: 70-120 mm																	
			<table border="1"> <tr> <td>170</td><td>340</td><td>510</td><td>680</td><td>850</td><td>1020</td><td>1190</td><td>1360</td> </tr> </table>								170	340	510	680	850	1020	1190	1360
170	340	510	680	850	1020	1190	1360											
C	Focal length: 190 mm Working distance: 120 - 300 mm		<table border="1"> <tr> <td>170</td><td>340</td><td>510</td><td>680</td><td>850</td><td>1020</td><td>1190</td><td>1360</td> </tr> </table>								170	340	510	680	850	1020	1190	1360
	170	340									510	680	850	1020	1190	1360		
D	Parallel beam Working distance: > 300 mm		<table border="1"> <tr> <td>170</td><td>340</td><td>510</td><td>680</td><td>850</td><td>1020</td><td>1190</td><td>1360</td> </tr> </table>								170	340	510	680	850	1020	1190	1360
	170	340									510	680	850	1020	1190	1360		
H	Bright field		<table border="1"> <tr> <td>170</td><td>340</td><td>510</td><td>680</td><td>850</td><td>1020</td><td>1190</td><td>1360</td> </tr> </table>								170	340	510	680	850	1020	1190	1360
	170	340									510	680	850	1020	1190	1360		

ID 3 - LED Color

Sample: CP000200-340B-04-2.5B1L



ID 3 LED Color								
01	Red (632 nm)							
	170	340	510	680	850	1020	1190	1360
02	Green (520 nm)							
	170	340	510	680	850	1020	1190	1360
03	Blue (452 nm)							
	170	340	510	680	850	1020	1190	1360
04	Standard white (cool white - 5500 Kelvin)							
	170	340	510	680	850	1020	1190	1360
07	Daylight with UV (white D50)							
	170	340	510	680	850	1020	1190	1360
08	Infrared (850 nm)							
	170	340	510	680	850	1020	1190	1360
09	Infrared (940 nm)							
	170	340	510	680	850	1020	1190	1360
10	Daylight without UV (white D50)							
	170	340	510	680	850	1020	1190	1360
12	Warm white (3500 Kelvin)							
	170	340	510	680	850	1020	1190	1360
30	UV (365 nm)							
	170	340	510	680	850	1020	1190	1360
33	UV (395 nm)							
	170	340	510	680	850	1020	1190	1360

ID 4 - Cable Length

Sample: CP000200-340B-04-2.5B1L

ID 4 Cable Length								
1.3	1300 mm							
	170	340	510	680	850	1020	1190	1360
2.5	2500 mm							
	170	340	510	680	850	1020	1190	1360
5.0	5000 mm							
	170	340	510	680	850	1020	1190	1360
7.5	7500 mm							
	170	340	510	680	850	1020	1190	1360
10	10000 mm							
	170	340	510	680	850	1020	1190	1360
15	15000 mm							
	170	340	510	680	850	1020	1190	1360

ID 5 Connector

A	Wire end ferrules - For use with other controllers, e.g. Gardasoft - No support for I ² C identification and temperature control								
	170	340	510	680	850	1020	1190	1360	
B	Terminal block for XLC4 LED controller								
	170	340	510	680	850	1020	1190	1360	

ID 5 Connector

Sample: CP000200-340B-04-2.5B1L







ID 6 - Screen Options

Sample: CP000200-340B-04-2.5B1L

ID 6 Screen options									
1	Glass (with little diffusion) GW 55 (standard)								
	170	340	510	680	850	1020	1190	1360	
2	Glass (with polarization) GW 55								
	170	340	510	680	850	1020	1190	1360	
3	Plexiglas (low diffusion) GW 55								
	170	340	510	680	850	1020	1190	1360	
4	Plexiglas (medium diffusion) GW 4								
	170	340	510	680	850	1020	1190	1360	
7	Glass (medium diffusion) GW 4								
	170	340	510	680	850	1020	1190	1360	
B	Glass (GW 55) and anisotropic diffusor								
	170	340	510	680	850	1020	1190	1360	
0	Bright field screen (only for option 2: "H")								
	170	340	510	680	850	1020	1190	1360	

ID 7 - Heat Sink

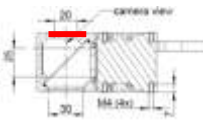
Sample: CP000200-340B-04-2.5B1L

ID 7 Heat sink									
A	Passive, 50 x 10 mm								
	170	340	510	680	850	1020	1190	1360	
B	Passive, 50 x 40 mm								
	170	340	510	680	850	1020	1190	1360	
C	Passive, 90 x 100 mm								
	170	340	510	680	850	1020	1190	1360	
L	Fan, 50 x 47 mm								
	170	340	510	680	850	1020	1190	1360	
F	Fan, 50 x 67 mm								
	170	340	510	680	850	1020	1190	1360	
H	Water, from 2019								
	170	340	510	680	850	1020	1190	1360	

Option: Coaxial modules



Sample: CP000200-**CXT**-340B-04-2.5B1L

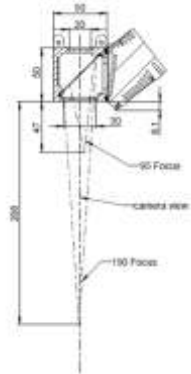
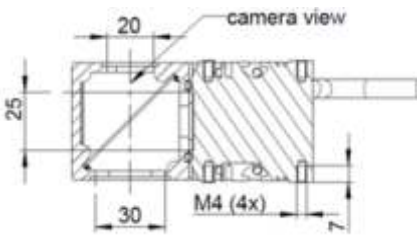
Coaxial options								
CXN	Coaxial module without protection screens							
	170	340	510	680	850	1020	1190	1360
CXT	Coaxial module with top protection screen							
	170	340	510	680	850	1020	1190	1360





Cable Options:

Sample: CP000200-**CH2**-340B-04-**1.0**B1L

Cable type						
CH2	Standard cable with Hummel connector					
	Cable length: 0.5 m		Cable length: 1.0 m			
DW1	Drag chain cable with Würth connectors					
	2.5 m	5.0 m	7.5 m	10 m	15 m	

Coaxial options	
Dark field setup (ID 2= B or C) CP000200- CXT -340 B -04-2.5B1L	Bright field setup (ID 2= H) CP000200- CXT -340 H -04-2.5B1B
	

CP000594- n.n-mX Cable for Corona II and Hummel connector to XLC4						
n.n	Standard cable with Hummel connector Length:					
	2.5 m	5.0 m	7.5 m	10 m	15 m	
mX	Number of Würth connectors for XLC4 (for the single channels)					
	1	2	3	4		
Note	To be ordered in addition to the Hummel connector. Number of connectors depending on the number of the channels of the ordered LED module.					