


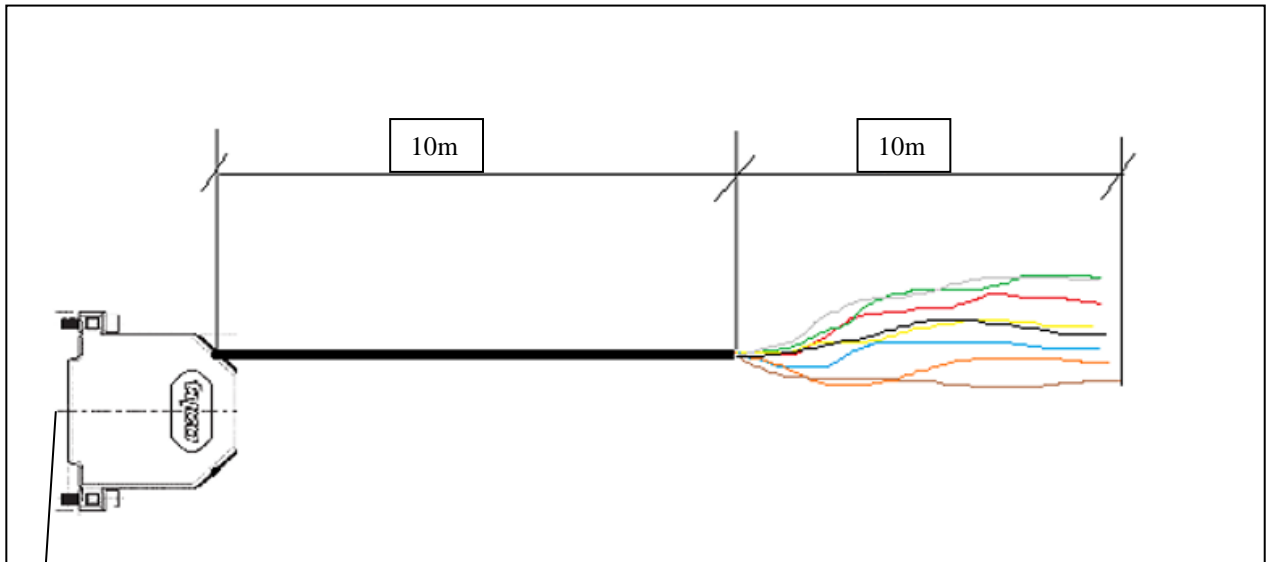


Technical data sheet

allPIXA evo Trigger Cable – 10m (CP000716-10.0)



				Date	Name	Technical data sheet Trigger cabel	
			Bea.	22.07.2022	C. Gönner		
			Prf.				
			Nor.			Document no.	Page
02		22.07.2022	C.Gönner				1
01		12.05.2022	C.Gönner				2
Rev	AE-Mitt.	Date	Name			TDS_CP000716-10.0_C_R02_evo _Trigger_cable	




Sub-D HD 15
pin male for
trigger I/O or
Hub cable
allPIXA evo

Pin assignment trigger cabel for allPIXA evo (DIN 47100)

C.Gönner 11.02.2022

I/O 15 pin D-Sub HD allPIXA evo	Male (plug)	Cable
	Pin	Color of the wire (DIN 47100)
Line 1 + RS 422	1	white
Line 2 + RS 422	2	brown
Line 3 Trigger Single ended	3	green
RS 485	4	yellow
LED OUT 1	5	grey
Line 1 - RS422	6	pink
Line 2 - RS422	7	blue
Line 4 Trigger o Master Slave Cascade IN	8	red
RS 485 to XLC4	9	black
LED OUT 2	10	purple
Trigger GND	11	grey/pink
LED OUT 3	12	red/ blue
GND Master slave	13	white/ green
Line 9 Master Slave OUT	14	Not connected
LED OUT 4	15	white/yellow

			Bea.	22.07.2022	C. Gönner	Technical data sheet Trigger cabel	
			Prf.				
			Nor.				
02		22.07.2022	C.Gönner			Document no.	Page 2
01		12.05.2022	C.Gönner				2
Rev	AE-Mitt.	Date	Name			TDS_CP000716-10.0_C_R02_evo _Trigger_cable	